
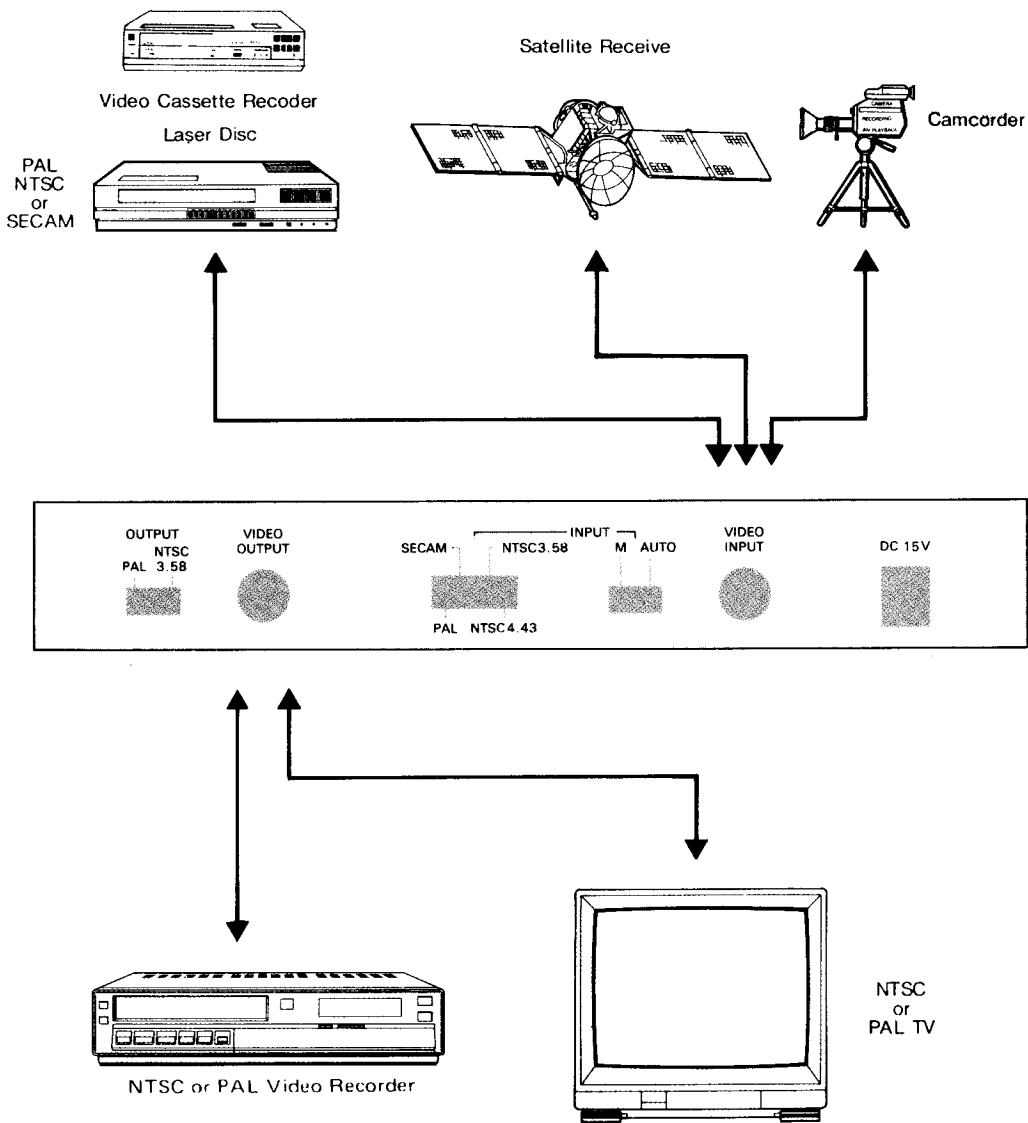


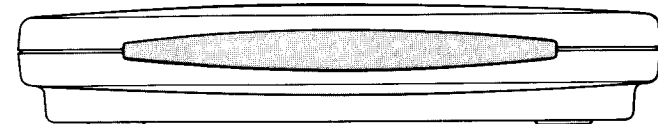
Connection and Installation



OPERATION MANUAL

Multisystem Video Converter

FROM NTSC 3.58, NTSC 4.43, PAL, SECAM,
TO NTSC 3.58, PAL



Precautions

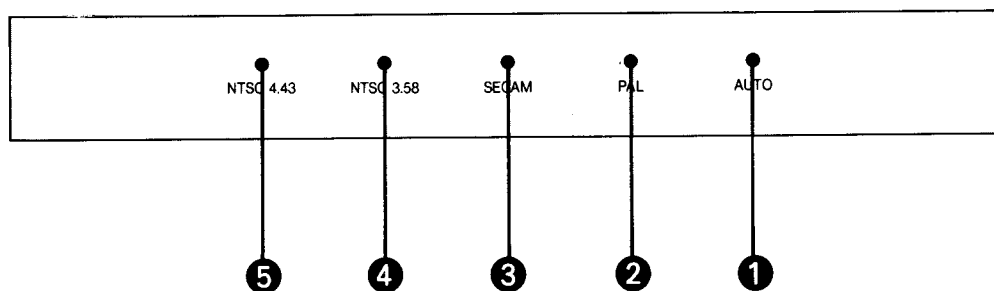
1. Do not expose this product to direct sunlight.
2. Keep the unit away from radiator, heat sources and magnetic field.
3. Do not place it in very dusty or humid locations.
4. Use this unit in a horizontal position only.
5. Do not put heavy object on top of the converter.
6. Put the unit in an open space that has a good ventilation.
7. If the picture is affected. Keep the unit away from TV or other electronic equipment.
8. Unplug the unit from the power supply when it is not to be used for a long period of time.

Features

- * Input auto detecting.
- * Digital conversion from input TV signals of NTSC, PAL or SECAM to output signals of NTSC or PAL.
- * Digital line (525 \Rightarrow 625lines) and field (50 \Rightarrow 60 fields) conversion.
- * 2M bit field memory.
- * Built in time base correction (T.B.C.) function for signal synchronization.
- * Built in automatic gain control (A.G.C) function ensures 1 Vp-p output signal (input level can range from 0.5 Vp-p to 2 Vp-p).

Operation Controls and Functions

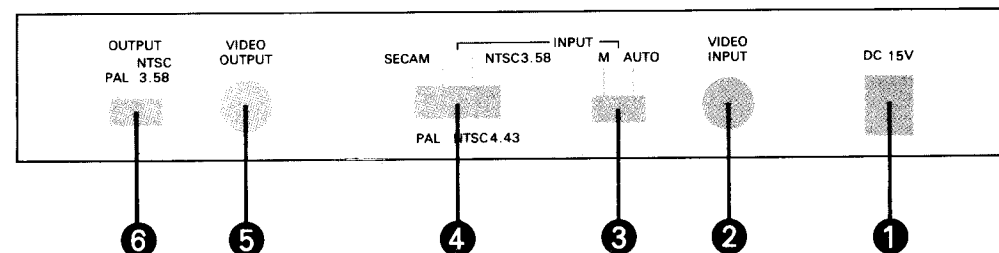
Front Panel



1. **AUTO INDICATOR:**
The indicator will light when in auto-detecting mode.
2. **PAL INDICATOR:**
The indicator will light when input signal is PAL.
3. **SECAM INDICATOR:**
The indicator will light when input signal is SECAM.
4. **N3 INDICATOR:**
The indicator will light when input signal is NTSC 3.58.
5. **N4 INDICATOR:**
The indicator will light when input signal is NTSC 4.43.

Operation Controls and Functions

Rear Panel



1. DC POWER SUPPLY 15V INPUT.
2. VIDEO INPUT.
3. **INPUT SIGNAL DETECTING MODE SWITCH:**
Auto represents automatic detecting mode.
M represents manual detecting mode.
4. **INPUT SYSTEM SELECT SWITCH:**
When in M mode, set the switch to match the actual input signal type. (PAL, SECAM, NTSC 3.58, 4.43)
5. VIDEO OUTPUT.
6. **OUTPUT SYSTEM SELECT SWITCH:**
Set the switch to the type of signal you wish to output. P, N stand for output signals of PAL, NTSC 3.58 respectively.

Specifications

Input TV Systems	NTSC 3.58, NTSC 4.43, PAL, SECAM
Output TV Systems	NTSC 3.58, PAL (B,D,G,I)
Connection Terminals	Video Input: 1 Video Output: 1
Sampling Frequency	Y : 14.318MHz R-Y : 7.159MHz B-R : 7.159MHz
Digital Cord Bit	Y : 8 bits R-Y : 8 bits B-Y : 8 bits
Line Conversion	525 \Rightarrow 625 Lines
Field Conversion	60 \Rightarrow 50 Fields
Power Supply	DC 15Volts 450mA
Dimensions	(W)236mm x (D)130mm x (H)45mm
Weight	600g
Accessory	One set of Video/Cable, AC, Adaptor

SPECIFICATIONS SUBJECT TO CHANGE WITHOUT NOTICE